



3580 Series Cylinder Mortice Locks

3582 Short Backset Vestibule Locks

Various latching functions operated generally by key or handle outside and by turnknob, key or handle inside.

These locks comply with building regulations for single-action escape doors.

For ease of selection specify primary lock ie, 3582SC. This lock can then be easily adapted to suit function required.

Application

Shop front entrance, stairway, emergency egress door, air lock doors.

Features & Specifications

Bolt

Deadlatch only.

Keying

Can be keyed alike, master keyed, grand master keyed, maison keyed or construction keyed in Lockwood security keying systems.

Standard Finishes

Bright Chrome	CP
Satin Chrome	SC
Florentine Bronze	FB
Polished Brass	PB

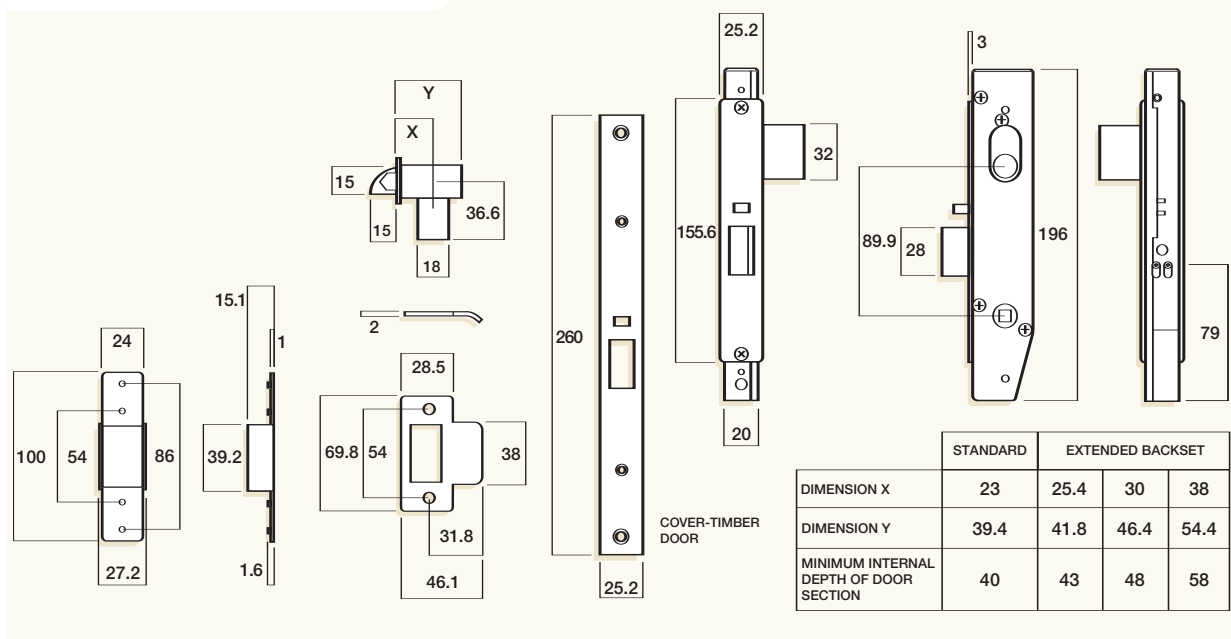
Other finishes on application.

Ordering Procedure

Refer page 5.



Dimensions



3580 Series Cylinder Mortice Locks

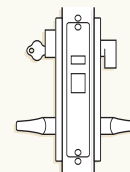
3582 Short Backset Vestibule Locks

Vestibule Set

Cylinder and turnknob. Reversible.

Metal Doors	Right Hand	3582XTR
	Left Hand	3582XTL
Timber Doors	Right Hand	3592XTR
	Left Hand	3592XTL

Outside: Opened by key at all times.
Opened by handle except when handle is made inoperative by turnknob from inside.
Inside: Opened by handle at all times.
Turnknob locks or unlocks outside handle.

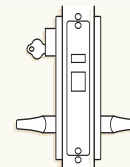


Storeroom Locking Latch

Cylinder outside. Reversible.

Metal Doors	Right Hand	3582X-R
	Left Hand	3582X-L
Timber Doors	Right Hand	3592X-R
	Left Hand	3592X-L

Outside: Opened by key. Handle is always rigid.
Inside: Opened by handle at all times.

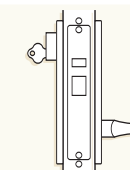


Single Action Escape Latch

Cylinder outside. Reversible.

Metal Doors	Right Hand	3582X-R
	Left Hand	3582X-L
Timber Doors	Right Hand	3592X-R
	Left Hand	3592X-L

Outside: Opened by key.
Inside: Opened by handle at all times.

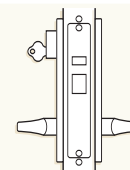


Classroom & Office Locking Latch

Cylinder outside. Reversible.

Metal Doors	Right Hand	3582Z-R
	Left Hand	3582Z-L
Timber Doors	Right Hand	3592Z-R
	Left Hand	3592Z-L

Outside: Opened by handle except when handle is made inoperative by key from outside. Key locks or unlocks outside handle.
Inside: Opened by handle at all times.

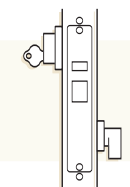


Exterior Deadlatch (Complete Unit)

Cylinder and turnknob with key hold-back.

Right Hand	3582-1RSC
Left Hand	3582-1LSC

Outside: Opened by key.
Inside: Opened by turn snib at all times.

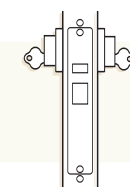


Exterior & Exit Door Lock (Complete Unit)

Double cylinder deadlatch with key hold-back.

Right Hand	3582-3RSC
Left Hand	3582-3LSC

Outside: Opened by key.
Inside: Opened by key.

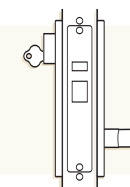


Single Action Escape Latch (Complete Unit)

Cylinder and exit handle with key hold-back.

External plate, internal plate included.	
Right Hand	3582-5RSC
Left Hand	3582-5LSC

External/internal plates included.
Outside: Opened by key.
Inside: Opened by handle at all times.



Anti-Lockout Primary Lock NF NEW FEATURE

Metal Doors	3582-ASC
Timber Doors	3592-ASC

For use on entry, toilet and patio doors where anti-lockout is required. Add cylinder or turnsnibs as required.

